

STANDARD CAMERA

MSC-512EM, MSC-524EM, MSC-523EM

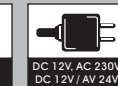
680TVL / 3D-DNR / SENS-UP CCTV CAMERA



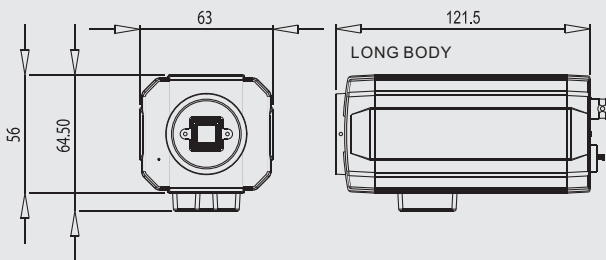
- FEATURES -

- 1/3" SONY 960H Ex-view HAD II CCD
- 680TV Lines Horizontal Resolution
- Excellent Low Light Sensitivity of 0.1Lux/F1.2
- Sens-up : x1024 (0.0004Lux/F1.2)
- Day & Night
- Digital WDR : Digital Wide Dynamic Range
- 3D-DNR : 3D-Digital Noise Reduction
- HLC : High Light Compensation
- DIS : Digital Image Stabilizer
- Motion Detection
- Privacy
- x8 Digital Zoom & Digital Pan / Tilt
- RS-485 Communication
- Built-in OSD Controller
- Strong Compatibility with Various Lens Type

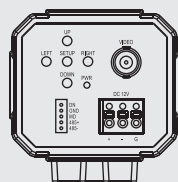
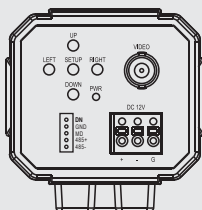
* MSC-524EM : DC 12V / AC 24V * MSC-523EM : AC 230V



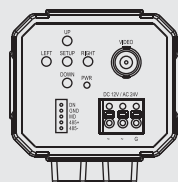
- DIMENSION -



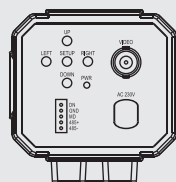
- REAR -



DC 12V



DC 12V / AC 24V



AC 230V

- SPECIFICATIONS -

MSC-512EM / MSC-524EM / MSC-523EM		
Signal Format	NTSC	PAL
Horizontal Resolution	680TV Lines	
Image Sensor	1/3" SONY 960H Ex-view HAD II CCD	
Effective Pixels	976(H) x 494(V)	976(H) x 582(V)
Scanning System	2:1 Interlace	
Synchronization	Internal	
Scanning Frequency	15.734 KHz(H), 59.94 Hz(V)	15.625 KHz(H), 50.00 Hz(V)
Video Output	CVBS : 1.0Vp-p/75Ω	
Min. Illumination	Color : 0.1Lux/F1.2 (Sens-up : 0.0004Lux/F1.2) BW : 0.01Lux/F1.2 (Sens-up : 0.00004Lux/F1.2)	
Electronic Shutter	1/60 ~ 1/10,000 sec	1/50 ~ 1/10,000 sec
Iris Control	ALC (DC Auto Iris) / ELC (Off/On (~1/200K sec))	
Signal to Noise Ratio	52dB	
Backlight Compensation	OFF / BLC / HLC	
White Balance	ATW1 / ATW2 / AWC / PUSH / MANUAL / INDOOR / OUTDOOR	
Gain Control	OFF ~ 36dB (3dB Unit)	
3D-DNR	OFF / ON	
Day & Night	AUTO / DAY / NIGHT / EXT1 / EXT2	
Sens-up	x1024	
Digital WDR	OFF / LOW / MIDDLE / HIGH	
Digital Image Stabilizer	OFF / ON	
Digital Zoom	OFF / ON (Level 1-8), Digital Pan/Tilt	
Flickerless	OFF / ON	
Motion Detection	48 Area Zone Masking	
Privacy	24 Area	
Rotate / Flip	OFF / H-FLIP / V-FLIP / ROTATE	
Sharpness	Level Adjustable	
Camera ID	OFF / ON (Max.20ea/1Line)	
Communication	RS-485 (PELCO-D/P)	
OSD	Eng, Chi, Jpn, Ita, Deu, Spa, Por, Rus	
Input Voltage	MSC-512EM : DC 12V (±10%) / MSC-524EM : DC 12V / AC 24V MSC-523EM : AC 230V	
Power Consumption	Max. 1.5W (*MSC-512EM)	
Operating Temp/Hum	Temperature : -10°C ~ +50°C / Humidity : Less than 90%	
Dimension	63.0(W) x 64.5(H) x 121.5(D)mm	
Weight	Approx. 330g (*MSC-512EM)	